


**EN CKFI product information sheet****CKFI**

Classic surface induction cooktop

**General product information:**

Product:	Surface induction cooktop for the modular cooktop extractor system BORA Classic 2.0.
Product highlights:	Intuitive touch controls on the cooktop extractor operating panel, fully flush-mounted cooktop and extractor, oversized surface induction cooking zone
Safety and warning information:	See operating and installation instructions



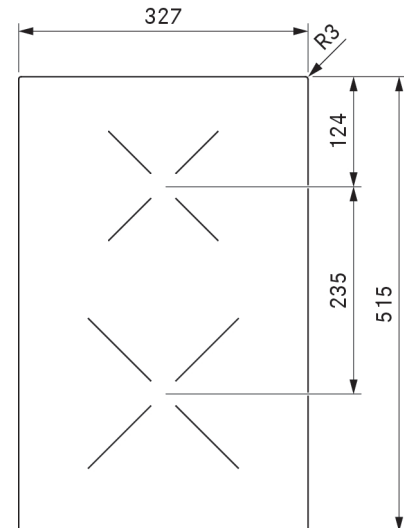
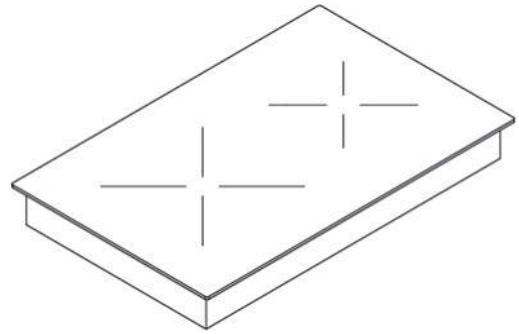
**PISCKFIEN-1000 1**

# CKI

## Classic induction cooktop

### Technical data

Supply voltage	220-240 V
Frequency	50-60 Hz
Maximum power consumption	3680 W
Maximum power rating	3680 W
Fuse protection	1 × 16 A
Mains supply cable length	1.5 m
Dimensions (width × depth × height)	327 × 515 × 58 mm
Weight (incl. accessories/packaging)	7.6 kg
Surface material	Glass ceramic
Cooktop power levels	1-9, P
Size of front cooking zone	Ø 230 mm
Size of rear cooking zone	Ø 165 mm
Front cooking zone output	2300 W
Rear cooking zone output	1400 W
Front cooking zone output on power setting	3680 W
Rear cooking zone output on power setting	2200 W



### Product description

- Compact size
- Minimalist design
- Demo mode

### Functions

- Power setting
- Pan size recognition
- Cooking zone timer
- Automatic heat-up function
- Heat retention function
- Pause function
- Cleaning lock

### Safety features

Child lock, residual heat indicator, overheating protection, safety shut-down

### Scope of delivery

Induction cooktop CKI, mains supply cable, installation accessories

### Product and planning information

- Sufficient ventilation below the cooktop must be ensured
- Induction cookware required