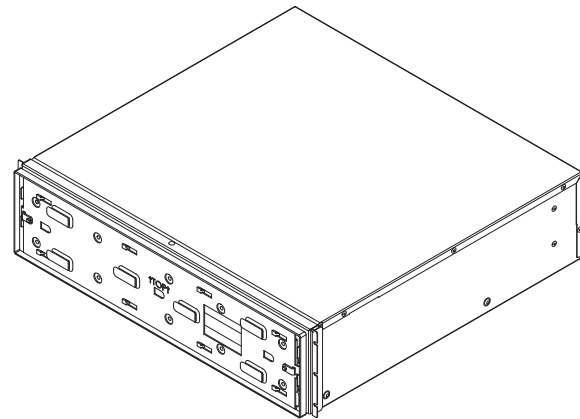
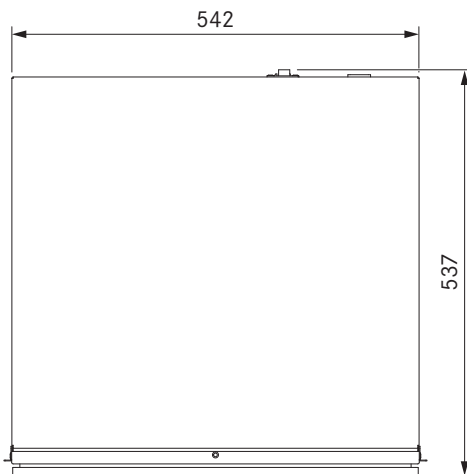
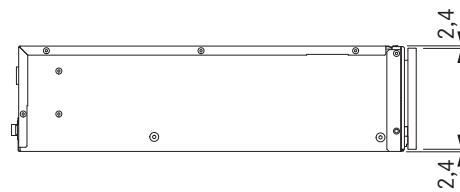
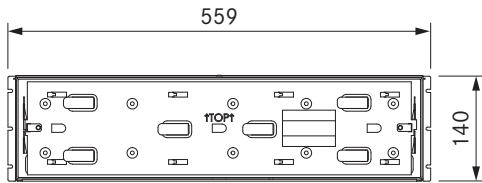


# MS 140

Multi drawer 140mm



## Technical data

Supply voltage	220 - 240 V
Frequency	50 / 60 Hz
Maximum power consumption	810 W
Minimum fuse protection	1 x 16 A
Dimensions (width x height x depth)	559 x 140 x 537 mm
Dimensions oven chamber (width x height x depth)	525 x 97 x 410 mm
Oven chamber volume	20 l
Maximum loading weight	25 kg
Weight (incl. accessories/packaging)	19,2 kg
Weight	16,4 kg
Time stages	1 - 6
Temperature levels	1 - 6
Temperature control range	30 - 100 °C
Power supply cable length	1,8 m
Power supply cable type	C13 / E + F

## Product description

- Best performance - Powerful and versatile
- Best materials: glass fronts and bases/refined metal components/quality/durability
- Touchdisplay/Soundfeedback/Icons
- Minimalist design: Flush-integrated surface, Handleless, All Black and consistent to BORA X BO
- Push2Open - easy opening by lightly pressing the front of the drawer
- Simple cleaning
- Individual control options - operation via presets or manual temperature and time control possible
- BORA Connectivity - expanded operating options and range of functions thanks to networking with BORA X BO

## Scope of delivery

- Multi drawer 140mm MS140
- Power supply cable with type E + F plugs
- Communication cable
- 5 pairs of decorative side mouldings (various widths)
- Mounting accessories
- Sealing lip
- operating and installation instructions

## Accessories

- multi drawer glass front 140mm MSF140
- multi drawer type G power supply cable MSNLG (UK, IE)
- multi drawer type J power supply cable MSNLJ (CH)

## Product- and planning instructions

- Other built-in appliances with a total weight of up to 105 kg can be placed directly on top of the multi-drawer.
- The construction base must be permanently installed and designed to withstand the appliances' weight.
- The back panel of the kitchen unit must not be fitted behind the appliance.