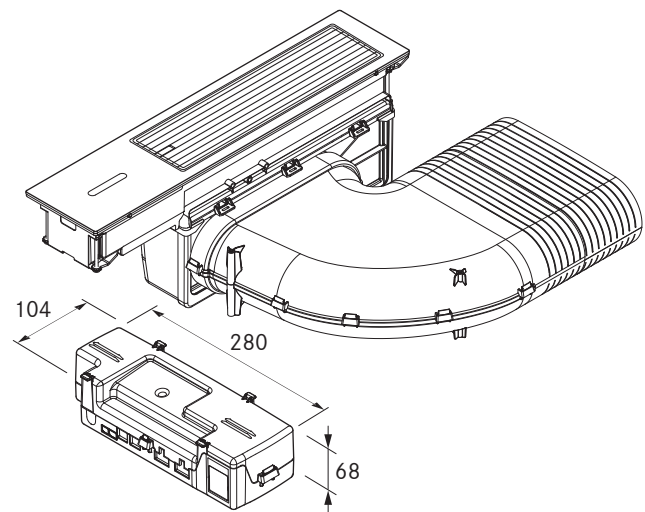
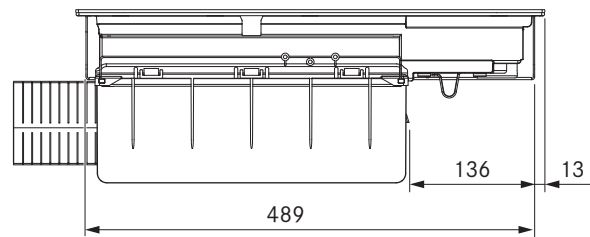
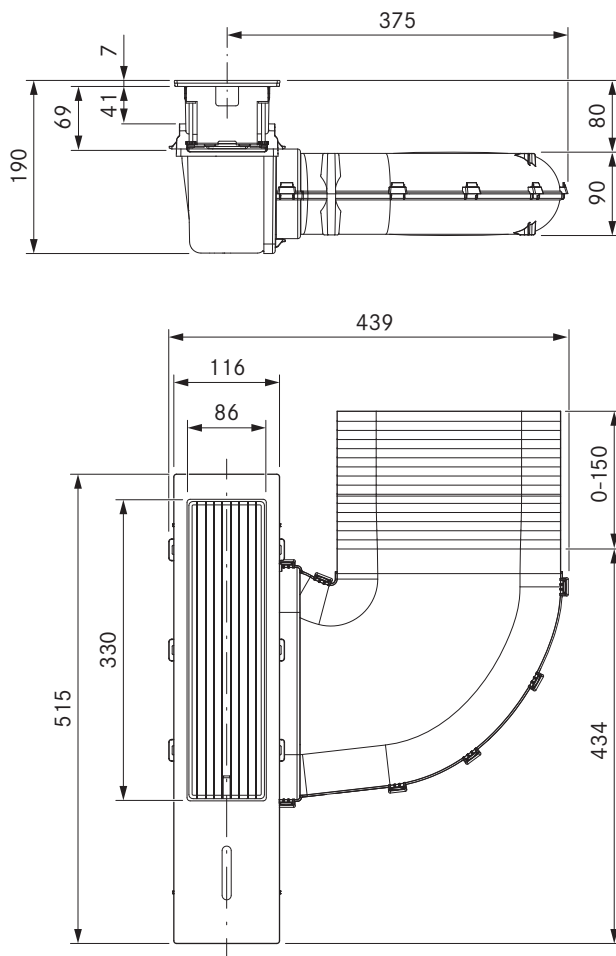


CKA2 / CKA2AB



Classic cooktop extractor

Classic cooktop extractor All Black



Technical data

Supply voltage	220 – 240 V
Frequency	50/60 Hz
Maximum power consumption	550 W
Power supply cable length	1 m (F, G, J, I)
Dimensions (width x depth x height)	439 x 515 x 190 mm
Weight (incl. accessories/packaging)	7,35 kg
Surface material	Glass SSG/stainless steel 1.4301
Cooktop extractor power levels	1 – 5, P
duct connection	BORA Ecotube

Product description

- Minimalistic design
- Intuitive sControl+ control
- direct function selection
- Minimum volume
- Simple cleaning
- Cleaning lock
- Integrated grease drip pan
- Genuine stainless steel grease filter
- Compact size
- Automatic extractor control

Scope of delivery

- BORA Classic cooktop extractor CKA2 / CKA2AB
- BORA Classic air inlet nozzle CKAED / CKAEDAB
- BORA Classic grease filter unit incl. grease filter tray CKAFFE
- Universal control unit
- height adjustment plate set
- Communication cable CAT 5 (3 m)
- Country-specific power supply cable (1 m)
- Ferrite sleeve
- Installation instruction Classic 2.0
- Instruction manual Classic 2.0

Accessories

- BORA Classic air inlet nozzle CKAED
- BORA Classic air inlet nozzle All Black CKAEDAB
- BORA Classic grease filter unit incl. grease filter tray CKAFFE
- BORA Classic inlay-frame CER

Product- and planning instructions

- The cooktop extractor CKA2 is the central component and it contains the complete electronic controls for the overall BORA Classic 2.0 system. Operating the system or the individual components is not possible without the cooktop extractor.
- The BORA Classic 2.0 system is controlled using the operating panel of the cooktop extractor CKA2.
- Can be combined with all BORA Classic 2.0 cooktops
- The worktop height and depth can be flexibly adjusted
- Installation type: flush or surface-mounted
- Possible exhaust ducting to the right and to the left
- Fan can be positioned in the plinth area as a result of the low installation height (100 mm) (when using the ULS plinth fan only)
- The Classic 2.0 control unit as a central connection point can be simply and compactly positioned in the plinth area
- Connection between touch control and the Classic 2.0 control unit via a CAT 5 communication cable
- The drawers and/or shelves in the floor unit must be removable for maintenance and cleaning purposes
- The BORA Ecotube duct system is optimally tailored to the BORA cooktop extractors and guarantees 100% functionality and optimum performance
- Use of an additional fan module is possible for very long or complex exhaust air channels
- The Classic 2.0 cooktop extractor system can be combined with all BORA sockets